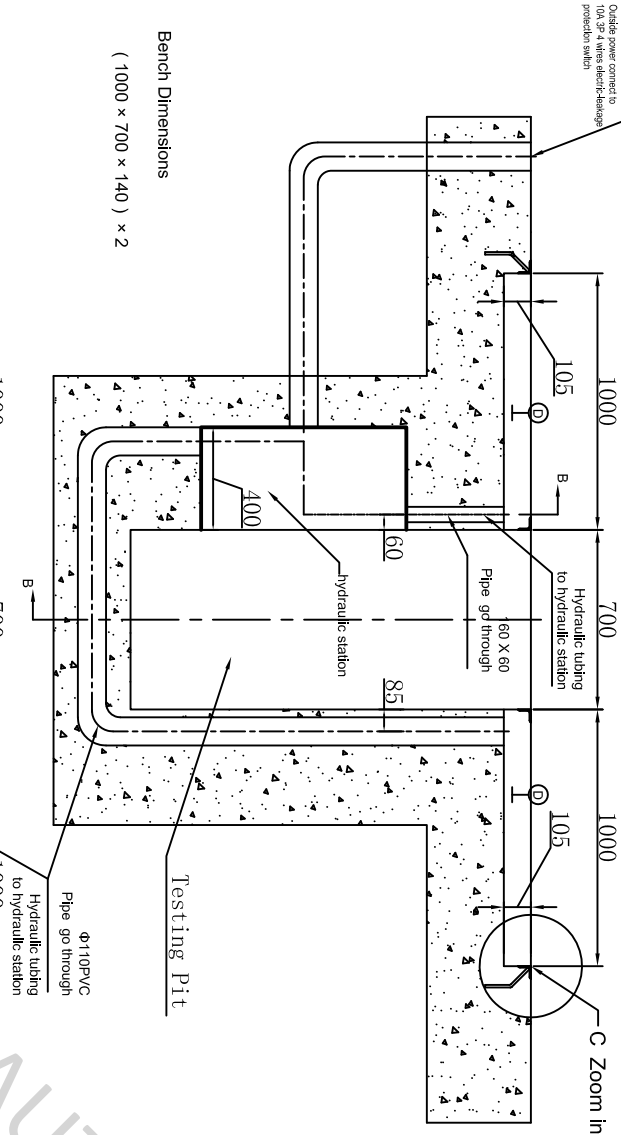
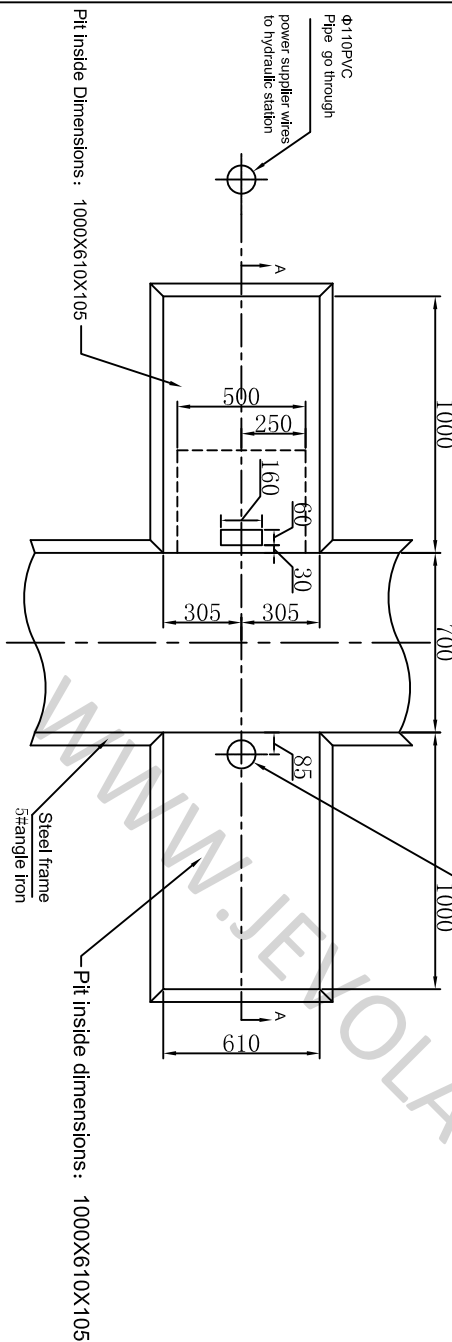
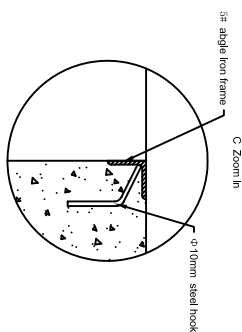
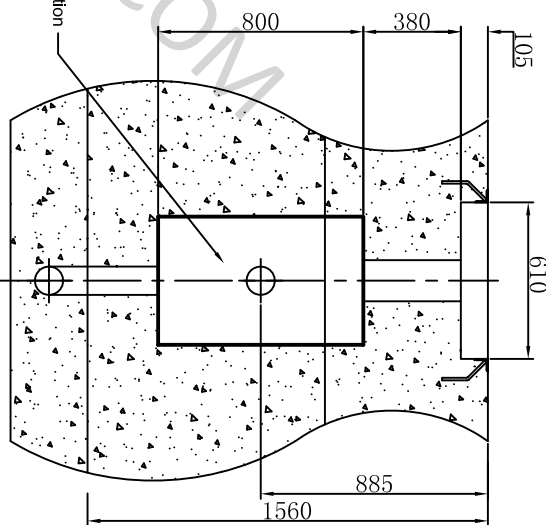


Power Supply: 380V 3P 5Wires
 Frequency: 50HZ
 Power: 3kW

A-A



B-B



- Construction Requirements:**
- 1、The bottom D should be smooth and flatness error less than 2mm; diagonal line error less than 2mm;
 - 2、The pit load more than 10T the concrete thickness ≥ 300 mm, Intensity >30 MPA;
 - 3、Considering water-proof and water-drainage;
 - 4、The pre-bury angle iron should be smooth and tight (after concrete the angle iron frame should be in same line with earth), the hook should be welded with angle iron than bury to concrete;
 - 5、The buried pipe should be clean and go through with iron wire for pulling wires to the station.

NOTES: The pit height is 105mm, the machine will not running is not this size !

Name		10t PLAY DETECTOR PIT DRAWING		Serial Number	
Date	2015-01-20	Department		JV-G-DJ-JX10-01	
Proportion	1:30	Designer		Edition	
Drawing		Inspector		A	B
Company Name		Shanghai Jevol®		C	D
				E	
				Units	
				mm	